

Pioneer *sound.vision.soul*

COMPACT DISC PLAYER

CDJ-400

Driver Installation Guide

When the compact disc player CDJ-400 is to be used connected to a computer installed with the Microsoft Windows operating system, it is necessary to first install the CDJ-400 driver software.

Also, be sure to read the printed information "CAUTIONS REGARDING HANDLING" and "CONNECTIONS" provided with the CDJ-400 before installing the driver and connecting the player to the computer.

Software End User License Agreement

This Software End User License Agreement ("Agreement") is between you (both the individual installing the Program and any single legal entity for which the individual is acting) ("You" or "Your") and PIONEER CORPORATION ("Pioneer").

TAKING ANY STEP TO SET UP OR INSTALL THE PROGRAM MEANS THAT YOU ACCEPT ALL OF THE TERMS OF THIS LICENSE AGREEMENT. PERMISSION TO DOWNLOAD AND/OR USE THE PROGRAM IS EXPRESSLY CONDITIONED ON YOUR FOLLOWING THESE TERMS. WRITTEN OR ELECTRONIC APPROVAL IS NOT REQUIRED TO MAKE THIS AGREEMENT VALID AND ENFORCEABLE. IF YOU DO NOT AGREE TO ALL OF THE TERMS OF THIS AGREEMENT, YOU ARE NOT AUTHORIZED TO USE THE PROGRAM AND MUST STOP INSTALLING IT OR UNINSTALL IT, AS APPLICABLE.

1 DEFINITIONS

- 1.1 "Documentation" means written documentation, specifications and help content made generally available by Pioneer to aid in installing and using the Program.
- 1.2 "Program" means all or any part of Pioneer's software licensed to You by Pioneer under this Agreement.

2 PROGRAM LICENSE

- 2.1 Limited License. Subject to this Agreement's restrictions, Pioneer grants to You a limited, non-exclusive, non-transferable, license (without the right to sublicense):
 - (a) To install a single copy of the Program on the hard disk drive of Your computer, to use the Program only for Your personal purpose complying with this Agreement and the Documentation ("Authorized Use");
 - (b) To use the Documentation in support of Your Authorized Use; and
 - (c) To make one copy of the Program solely for backup purposes, provided that all titles and trademark, copyright and restricted rights notices are reproduced on the copy.
- 2.2 Restrictions. You will not copy or use the Program or Documentation except as expressly permitted by this Agreement. You will not transfer, sublicense, rent, lease or lend the Program, or use it for third-party training, commercial time-sharing or service bureau use. You will not Yourself or through any third party modify, reverse engineer, disassemble or decompile the Program, except to the extent expressly permitted by applicable law, and then only after You have notified Pioneer in writing of Your intended activities. You will not use the Program on multiple processors without Pioneer's prior written consent.
- 2.3 Ownership. Pioneer or its licensor retains all right, title and interest in and to all patent, copyright, trademark, trade secret and other intellectual property rights in the Program and Documentation, and any derivative works thereof. You do not acquire any other rights, express or implied, beyond the limited license set forth in this Agreement.
- 2.4 No Support. Pioneer has no obligation to provide support, maintenance, upgrades, modifications or new releases for the Program or Documentation under this Agreement.

3 WARRANTY DISCLAIMER

THE PROGRAM AND DOCUMENTATION ARE PROVIDED "AS IS" WITHOUT ANY REPRESENTATIONS OR WARRANTIES, AND YOU AGREE TO USE THEM AT YOUR SOLE RISK. TO THE FULLEST EXTENT PERMISSIBLE BY LAW, PIONEER EXPRESSLY DISCLAIMS ALL WARRANTIES OF ANY KIND WITH RESPECT TO THE PROGRAM AND DOCUMENTATION, WHETHER EXPRESS, IMPLIED, STATUTORY, OR ARISING OUT OF COURSE OF PERFORMANCE, COURSE OF DEALING

OR USAGE OF TRADE, INCLUDING ANY WARRANTIES OF MERCHANTABILITY, FITNESS FOR A PARTICULAR PURPOSE, SATISFACTORY QUALITY, ACCURACY, TITLE OR NON-INFRINGEMENT.

4 DAMAGES AND REMEDIES FOR BREACH

You agree that any breach of this Agreement's restrictions would cause Pioneer irreparable harm for which money damages alone would be inadequate. In addition to damages and any other remedies to which Pioneer may be entitled, You agree that Pioneer may seek injunctive relief to prevent the actual, threatened or continued breach of this Agreement.

5 TERMINATION

Pioneer may terminate this Agreement at any time upon Your breach of any provision. If this Agreement is terminated, You will stop using the Program, permanently delete it from the computer where it resides, and destroy all copies of the Program and Documentation in Your possession, confirming to Pioneer in writing that You have done so. Sections 2.2, 2.3, 2.4, 3, 4, 5 and 6 will continue in effect after this Agreement's termination.

6 GENERAL TERMS

- 6.1 Limitation of Liability. In no event will Pioneer or its subsidiaries be liable in connection with this Agreement or its subject matter, under any theory of liability, for any indirect, incidental, special, consequential or punitive damages, or damages for lost profits, revenue, business, savings, data, use, or cost of substitute procurement, even if advised of the possibility of such damages or if such damages are foreseeable. In no event will Pioneer's liability for all damages exceed the amounts actually paid by You to Pioneer or its subsidiaries for the Program. The parties acknowledge that the liability limits and risk allocation in this Agreement are reflected in the Program price and are essential elements of the bargain between the parties, without which Pioneer would not have provided the Program or entered into this Agreement.
- 6.2 The limitations or exclusions of warranties and liability contained in this Agreement do not affect or prejudice Your statutory rights as consumer and shall apply to You only to the extent such limitations or exclusions are permitted under the laws of the jurisdiction where You are located.
- 6.3 Severability and Waiver. If any provision of this Agreement is held to be illegal, invalid or otherwise unenforceable, that provision will be enforced to the extent possible or, if incapable of enforcement, deemed to be severed and deleted from this Agreement, and the remainder will continue in full force and effect. The waiver by either party of any default or breach of this Agreement will not waive any other or subsequent default or breach.
- 6.4 No Assignment. You may not assign, sell, transfer, delegate or otherwise dispose of this Agreement or any rights or obligations under it, whether voluntarily or involuntarily, by operation of law or otherwise, without Pioneer's prior written consent. Any purported assignment, transfer or delegation by You will be null and void. Subject to the foregoing, this Agreement will be binding upon and will inure to the benefit of the parties and their respective successors and assigns.
- 6.5 Entire Agreement. This Agreement constitutes the entire agreement between the parties and supersedes all prior or contemporaneous agreements or representations, whether written or oral, concerning its subject matter. This Agreement may not be modified or amended without Pioneer's prior and express written consent, and no other act, document, usage or custom will be deemed to amend or modify this Agreement.
- 6.6 You agree that this Agreement shall be governed and construed by and under the laws of Japan.

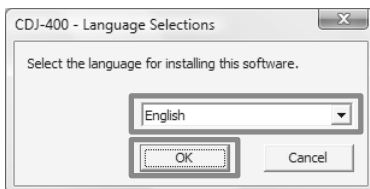
Driver Installation Procedures

[1] Before installing (IMPORTANT!)

- Before installing the CDJ-400 driver software, please read the "Software End User License Agreement."
- The CDJ-400 can be connected to a computer running one of the following operating systems: Windows® Vista Home Basic/Home Premium/Business/Ultimate, or Windows® XP Home Edition/Professional, or Windows® 2000 Professional. It may be necessary to use the Windows update facility in order to install the most recent Service Pack.
- The driver installation program is provided in 11 languages (English, French, German, Italian, Dutch, Spanish, Russian, Chinese (simplified), Chinese (traditional), Korean, and Japanese). If using a version of Windows in another language, follow the onscreen instructions to select **[English]** as the language.
- You must have administrator privileges on your computer in order to install the driver software. Log in as the user set as the computer's administrator before attempting driver installation.
- If any other Windows programs are running, close them before beginning driver installation.
- Before beginning driver installation, turn off the CDJ-400 power switch, and disconnect its USB cable from the computer.
- If the CDJ-400 is connected to a computer without installing the driver software, errors may occur on the user's computer, depending on the computer's software environment.
- If for some reason installation of the driver software is cancelled before completion, follow the procedures listed below to reinstall the software from the beginning.

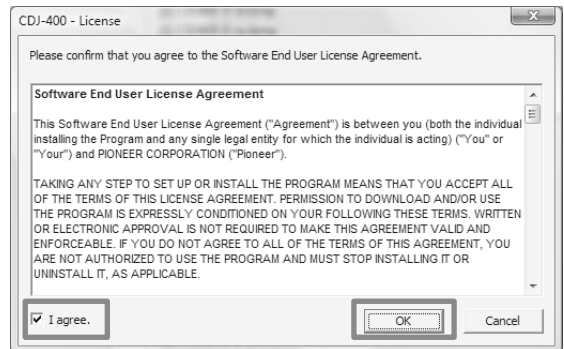
[2] Driver Installation

- 1 **Download the CDJ-400 driver installation pack (CDJ-400_#.###.exe) from the website (<http://www.prodjnet.com/support/>), and after downloading it to your computer, double click on the file name (in the above, the #.### indicates the driver version).**
- 2 **When the [Language Selections] menu appears, select [English], then click on [OK].**

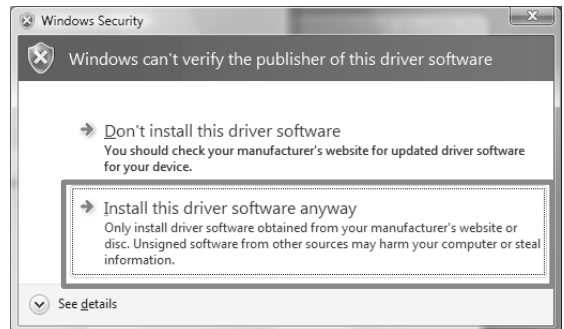


- * To interrupt the installation process, click on the **[Cancel]** button.

- 3 **When the [License] screen appears, read the Software End User License Agreement, click on the [I agree.] box, then click on [OK].**



- * If you do not agree with the terms of the Software End User License Agreement, click on the **[Cancel]** button to terminate the installation.
- 4 **Follow the instructions that appear on the screen.**
 - If the **[Windows Security]** message appears during installation, click on **[Install this driver software anyway]** to continue the installation process.



<For Windows XP>

- If the **[Hardware Installation]** message appears during installation, click on **[Continue Anyway]** to continue the installation process.

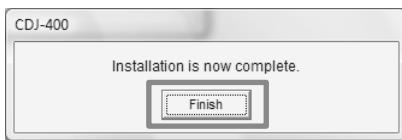


<For Windows 2000>

- If the **[Digital Signature Not Found]** message appears during installation, click on the **[Yes]** button to continue the installation process.



- 5 When installation is completed, the **[Installation is now complete.]** message will appear. Click on the **[Finish]** button to complete the process.



[3] Connect CDJ-400 to computer

Using the USB cable, connect the CDJ-400 to your computer, then set the CDJ-400's power switch to ON.

When the CDJ-400 is first connected to a computer, or after reconnecting the computer's USB cable, the computer may display the **[Found New Hardware Wizard]**. In this case, follow the instructions displayed.

<For Windows XP>

- During the installation process, if the computer displays the message **[Can Windows connect to Windows Update to search for software?]** select **[No, not this time]**, then click on the **[Next]** button to continue the installation process.



- During installation, if the computer displays the message **[What do you want the wizard to do?]** select **[Install the software automatically (Recommended)]**, then click the **[Next]** button to continue installation.



- If the **[Hardware Installation]** message appears during installation, click on **[Continue Anyway]** to continue the installation process.



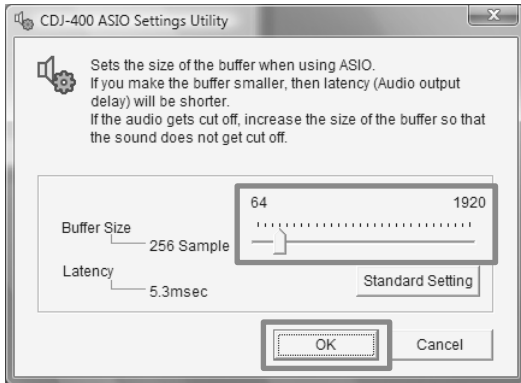
<For Windows 2000>

- If the **[Digital Signature Not Found]** message appears during installation, click on the **[Yes]** button to continue the installation process.



[4] Setting the buffer size

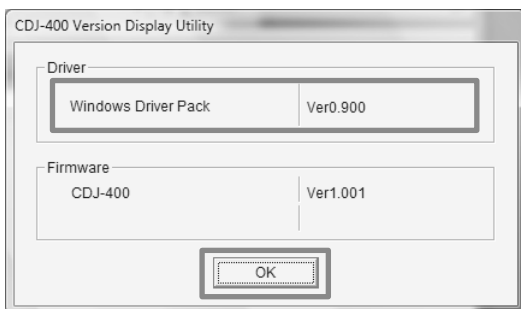
The CDJ-400 is equipped with functions as an audio device compliant with ASIO (Audio Stream Input Output) specifications. To adjust the buffer size of the device, click on the Windows **[START]** menu button, then **[View All Programs] → [Pioneer] → [CDJ-400] → [CDJ-400 ASIO Settings Utility]**.



* Setting the buffer size to a higher value will help prevent audio dropouts (interrupted sound), but the resulting audio data latency may result in increased time lags.

[5] To confirm driver version

To confirm the version of the installed driver, click on Windows **[START]** button, followed by **[View All Programs] → [Pioneer] → [CDJ-400] → [CDJ-400 Version Display Utility]**.



* Up-to-date information regarding CDJ-400 driver software can be found at the following website:
<http://www.prodjnet.com/support>

© 2007 PIONEER CORPORATION. All rights reserved.

- Pioneer is a registered trademark of Pioneer Corporation
- Microsoft and Windows are registered trademarks of Microsoft Corporation, registered in the U.S. and other countries. Windows' official name is "Microsoft Windows Operating System."
- ASIO is a registered trademark of Steinberg Media Technologies GmbH.
- All other brand, product and company names are the trademarks or registered trademarks of their respective owners.