

S-VSL3

2-WAY FRONT TALL SPEAKER SYSTEM

- New High-Quality Speakers with Slim, Contemporary Design
- Bass-Reflex Type Enclosure
- Floor Standing Type
- 3-1/4-inch (8.3cm) Cone Woofer (x2) for Dynamic Sound Reproduction
- Acoustic Balance Drive (ABD) Technology Dampens Standing Waves for Clearer Bass
- 3/4-inch (2cm) High-Efficiency Soft Dome Tweeter
- Impedance: 6 ohms
- Wide Frequency Response: 50Hz — 40,000Hz
- Sensitivity (1m/W): 85dB
- Maximum Power: 80W
- Crossover Frequencies: 4,000Hz
- Magnetically Shielded for Video Use
- Dimensions (W x H x D) (without Package): 9-7/16 x 42-1/2 x 9-7/16 inches/240 x 1,080 x 240mm
- Weight (without Package): 17 lbs. 10 oz./8.0kg



S-VSL6C

2-WAY BOOKSHELF SATELLITE SPEAKER SYSTEM

- Designed to Match Pioneer PureVision™ Plasma Displays
- Can be Positioned Vertically, Horizontally or Hung on the Wall* for Versatile Layout
- Stylish Aluminum Extrusion Enclosure (Bass-Reflex Bookshelf Type)
- 3-1/4-inch (8.3cm) Cone Woofer (x2) for Dynamic Sound Reproduction
- 3/4-inch (2cm) High-Efficiency Soft Dome Tweeter
- Impedance: 8 ohms
- Frequency Range: 90 — 40,000Hz
- Sensitivity (1m/W): 86dB
- Maximum Power: 130W
- Crossover Frequencies: 4,000Hz
- Magnetically Shielded for Video Use
- Dimensions (W x H x D) (without Package): 13-3/4 x 4-15/16 x 4 inches/350 x 126x 101mm
- Weight (without Package): 17 lbs. 10 oz./8.0kg

* Mounting hardware included



S-LF3-CR

3-PIECE ULTRA-THIN SPEAKER SYSTEM

- Compact Center Speaker and Satellite Rear Speakers (L/R)*
- 3-7/16-inch (8.7cm) Flat Woofer (x2) and 3/4-inch (2cm) Tweeter
- Stylish, Ultra-thin, Aluminum-Finish Design
- Sealed Type Enclosure
- Speaker Grills Available in Black or White
- 130W Maximum Power for Satellite Speakers
- Frequency Range: 60 — 40,000Hz (Center)/65 — 40,000Hz (Rear)
- Impedance: 8 ohms
- Sensitivity (1m/W): 87.7dB (Center)/87.4dB (Rear)
- Crossover Frequencies: 2,200Hz
- Magnetically Shielded for Video Use
- Can be Integrated as Part of 5-piece System with S-LF3-F Speakers, with Versatile Mounting Options
- Dimensions (W x H x D) (without Package):
Center: 15-3/4 x 5-1/2 x 2-5/16 inches/400 x 140 x 59mm
Rear: 5-1/2 x 15-3/4 x 2 inches/140 x 400 x 51mm
- Weight (without Package):
Center: 3 lbs. 12 oz./1.7kg
Rear: 3 lbs. 8 oz./1.6kg

* Table-top stands included



S-LF3-F

2-PIECE ULTRA-THIN SPEAKER SYSTEM

- Compact Satellite Front Speakers (L/R)*
- 3-7/16-inch (8.7cm) Flat Woofer (x2) and 3/4-inch (2cm) Tweeter
- Stylish, Ultra-thin, Aluminum-Finish Design
- Sealed Type Enclosure
- Speaker Grills Available in Black or White
- 130W Maximum Power for Satellite Speakers
- Frequency Range: 65 — 40,000Hz
- Impedance: 8 ohms
- Sensitivity (1m/W): 87.4dB
- Crossover Frequencies: 2,200Hz

- Magnetically Shielded for Video Use
- Can be Used with S-LF3-CR Speakers in an Integrated System of 5 Speakers, with Versatile Mounting Options
- Dimensions (W x H x D) (without Package): 15-3/4 x 5-1/2 x 2 inches / 400 x 140 x 51mm
- Weight (without Package): 3 lbs. 8 oz./1.6kg

* Table-top stands included



S-DF3-K/S-DF2-K/S-DF1-K

2-WAY BOOKSHELF SPEAKER SYSTEMS WITH ISO-DRIVE

ISO-Drive Series

S-DF3-K

- 8-inch (20cm) IMPP (Injection-Molded Polypropylene) Cone Woofer
- 1-inch (2.5cm) High-Efficiency Soft Dome Tweeter
- Frequency Range: 45 — 20,000Hz
- Sensitivity: 89dB (1m/W)
- Dimensions (W x H x D) (without Package): 10 x 16-1/2 x 13-1/4 inches/255 x 420 x 335mm
- Weight (without Package): 19 lbs./8.6kg

S-DF2-K

- 6-5/16-inch (16cm) IMPP (Injection-Molded Polypropylene) Cone Woofer
- 1-inch (2.5cm) High-Efficiency Soft Dome Tweeter
- Frequency Range: 50 — 20,000Hz
- Sensitivity: 89dB (1m/W)
- Dimensions (W x H x D) (without Package): 8-1/4 x 14-3/16 x 11-1/4 inches/210 x 360 x 286mm
- Weight (without Package): 15 lbs./6.8kg

S-DF1-K

- 5-1/4-inch (13.3cm) IMPP (Injection-Molded Polypropylene) Cone Woofer
- 1-inch (2.5cm) High-Efficiency Soft Dome Tweeter
- Frequency Range: 55 — 20,000Hz
- Sensitivity: 88dB (1m/W)
- Dimensions (W x H x D) (without Package): 7-1/16 x 12-3/16 x 9-11/16 inches/180 x 310 x 246mm
- Weight (without Package): 12 lbs./5.4kg

Common Features

- Proprietary ISO-Drive Baffle for Accurate Sound Reproduction
- Lowered Tweeter Crossover Point for Smoother Vocal Reproduction
- Bookshelf type Enclosure
- Reflex Bass Loading for Increased Bass Output
- Matched Woofer and Tweeter Directivity for Improved Imaging
- Impedance: 8 ohms
- Maximum Power: 100W
- Crossover Frequencies: 2,300Hz
- Magnetically Shielded for Video Use



S-DF3-K

S-DS1-Z

DIRECT/DIFFUSE SURROUND SPEAKER SYSTEM

- 5-1/4-inch (13.3cm) Bi-Laminate Cone 2-Way Direct/Diffuse Surround Speaker System
- Versatile Wall-Mounting or Desktop-Mounting Design (Bracket Included)
- Sealed-box Bookshelf Type Enclosure
- 5-1/4-inch (13.3cm) Laminate Low-Frequency Drive Unit
- 1-inch (2.5cm) Polycarbonate High-Efficiency Dome Tweeter
- HF Waveguide for Controlled Directivity
- Wide Frequency Response: 80Hz to 20,000Hz
- Impedance: 8 ohms
- Sensitivity: 89dB DPL @ 1m/2.83V
- Maximum Power: 100W
- Includes Black and White Grilles
- Dimensions (W x H x D) (without Package): 8-1/16 x 11-13/16 x 5-5/16 inches/205 x 300x 135mm
- Weight (without Package): 5 lbs./2.3kg



S-DC1-K

CENTER-CHANNEL SPEAKER WITH ISO-DRIVE

ISO-Drive Series

- Proprietary ISO-Drive Baffle for Accurate Sound Reproduction
- Black, Woodgrain Finish Design
- Bass-Reflex Bookshelf Type for Extended Lows
- 5-1/4-inch (13.3cm) 3-Way Injection-Molded Polypropylene Low-Frequency Drive Unit
- 3-inch (7.5cm) Bi-Laminate Cone Mid-Frequency Drive Unit
- Neodymium 1-inch (2.5cm) Soft Dome High-Efficiency and High-Frequency Drive Unit
- Butyl Rubber Surround for Smoother Response
- Gold Plated 5-way Binding Posts for High Connectivity
- Vertical Driver Array for Widened Listening Area
- Impedance: 8 ohms
- Wide Frequency Response: 55Hz to 20,000Hz
- Sensitivity: 89dB DPL @ 1m/2.83V
- Maximum Power: 100W
- Magnetically Shielded for Video Use
- Dimensions (W x H x D) (without Package): 18-9/16 x 8-1/4 x 9 inches/472 x 204 x 228mm
- Weight (without Package): 16 lbs./7.3kg



S-DW1-K

POWERED SUBWOOFER

- 10-inch (25cm) Bi-Laminate Cone Downfiring Low-Frequency Drive Unit
- 150 Watts BASH® -Technology Amplifier
- Continuous Average Power Output of 150 Watts* Min., at 24 Ohms from 30Hz to 200Hz with no more than 1% Total Harmonic Distortion
- Bass Reflex Cabinet for Extended Lows
- Large-Diameter Acoustically Designed Front Flared Vent
- Black, Woodgrain Finish Design
- Input Sensitivity/Impedance (200Hz): 2V/4.7k ohms (Push Terminal), 150mV/10k ohms (Mono: Pin Jack)
- Variable Crossover Frequency: 50 — 150Hz
- Frequency Response: 25 — 150Hz
- 12dB/Octave (2nd Order) Low Pass Crossover Network
- Adjustable Level Control
- Phase Switch (0° — 180°)
- Auto Standby Mode
- Dual Inputs: Speaker and Line Level
- Gold Plated Low Level RCA Input and Output
- Binding Post High Level Inputs and Outputs
- Designed and Engineered in the U.S.A.
- Power Requirements: AC 120V/60Hz
- Power Consumption: 180W
- Dimensions (W x H x D) (without Package): 12-1/2 x 16-3/4 x 18-1/2 inches/318 x 375 x 470mm
- Weight (without Package): 24 lbs./10.9kg



S-H453F-K

3-WAY FLOOR-STANDING LOUDSPEAKER SYSTEM

- Distinctive Styling
- Bass Reflex with Passive Radiator Drivers
- HF Waveguide for Superior Imaging
- 6-1/2-inch (16.5cm) Polypropylene Cone Woofer
- 6-1/2-inch (16.5cm) Polypropylene Cone Passive Radiator
- 2-1/2-inch (6.6cm) Bi-Laminate P.E.T. Midrange
- 1-inch (2.5cm) Polycarbonate Wide Band Microfiber Dome Tweeter
- Wide Frequency Response: 45Hz to 35,000Hz
- Impedance: 8 ohms
- Sensitivity: 89dB (1m/2.83V ms)
- Maximum Power: 160W
- Magnetically Shielded for Video Use
- Engineered in the U.S.A.
- Dimensions (W x H x D) (without Package): 7-7/8 x 36-13/16 x 10-15/16 inches/200 x 935 x 277.5mm
- Weight (without Package): 25 lbs. 9 oz./11.6kg



S-H253B-K

3-WAY BOOKSHELF SPEAKER SYSTEM

- Distinctive Styling
- Bass-Reflex Bookshelf Type Enclosure
- HF Waveguide for Superior Imaging
- 8-inch (20.0cm) Polypropylene Cone Woofer
- 2-1/2-inch (6.6cm) Bi-Laminate P.E.T. Cone Midrange
- 1-inch (2.5cm) Polycarbonate Wide Band Microfiber Dome Tweeter
- Wide Frequency Response: 55Hz to 35,000Hz
- Impedance: 8 ohms

- Sensitivity: 89dB (1m/2.83V ms)
- Maximum Power: 160W
- Magnetically Shielded for Video Use
- Engineered in the U.S.A.
- Dimensions (W x H x D) (without Package): 11 x 21-5/8 x 9-7/8 inches/250 x 550 x 250mm
- Weight (without Package): 18 lbs. 5 oz./8.3kg



S-H153B-K

2-WAY BOOKSHELF SPEAKER SYSTEM

- Distinctive Styling
 - Bass-Reflex Bookshelf Type Enclosure
 - HF Waveguide for Superior Imaging
 - 6-1/2-inch (16.5cm) Polypropylene Cone Woofer
 - 1-inch (2.5cm) Polycarbonate Wide Band Microfiber Dome Tweeter
 - Wide Frequency Response: 60Hz to 35,000Hz
 - Impedance: 8 ohms
 - Sensitivity: 89dB (1m/2.83V ms)
- Maximum Power: 160W
 - Magnetically Shielded for Video Use
 - Engineered in the U.S.A.
 - Dimensions (W x H x D) (without Package): 7-7/8 x 14-3/4 x 8-3/4 inches/210 x 375 x 225.5mm
 - Weight (without Package): 10 lbs. 6 oz./4.7kg



S-G300B-K

3-WAY BOOKSHELF SPEAKER SYSTEM

- Bass-Reflex Bookshelf Type Enclosure
- 12-inch (30cm) Polypropylene Cone Woofer
- 4-inch (10cm) Bi-Laminate P.E.T. Cone Midrange
- 1-inch (2.5cm) Polycarbonate Wide Band Micro Fiber Dome Tweeter
- Wide Frequency Response: 50Hz to 20,000Hz
- Impedance: 8 ohms
- Sensitivity: 90dB (1m/2.83V ms)
- Maximum Power: 160W
- Magnetically Shielded for Video Use
- Engineered in the U.S.A.
- Dimensions (W x H x D) (without Package): 14-7/16 x 26-5/16 x 8-3/8 inches/367 x 668 x 213mm
- Weight (without Package): 20 lbs. 3 oz./9.2kg



S-H052S-K

2-WAY SATELLITE/SURROUND SPEAKER SYSTEM

- Distinctive Styling
- Closed-Box Type Enclosure
- HF Waveguide for Superior Imaging
- 5-inch (12.5cm) Bonded Fiber Woofer (x 2)
- 1-inch (2.5cm) Polycarbonate Wide Band Micro Fiber Dome Tweeter
- Wide Frequency Response: 100Hz to 20,000Hz
- Impedance: 8 ohms
- Sensitivity (1m/W): 89dB
- Maximum Power: 100W
- Magnetically Shielded for Video Use
- Engineered in the U.S.A.
- Dimensions (W x H x D) (without Package): 5-15/16 x 8-7/8 x 3-1/4 inches/150 x 225 x 83mm
- Weight (without Package): 3 lbs. 8 oz./1.6kg



S-H052S-K speakers are compact, slim design and easily sit on a shelf or table.



S-H053C-K

CENTER-CHANNEL LOUDSPEAKER

- Distinctive Styling
- Bass-Reflex Center Type Enclosure
- HF Waveguide for Superior Imaging
- Dual 5-inch (12.5cm) Polypropylene Cone Woofer
- 1-inch (2.5cm) Polycarbonate Wide Band Microfiber Dome Tweeter
- Wide Frequency Response: 70Hz to 35,000Hz
- Impedance: 8 ohms
- Sensitivity (1m/W): 89dB
- Maximum Power: 125W
- Magnetically Shielded for Video Use
- Engineered in the U.S.A.
- Dimensions (W x H x D) (without Package): 15-3/4 x 5-7/8 x 6-9/16 inches/400 x 150 x 166.5mm
- Weight (without Package): 8 lbs. 13 oz./4.0kg



S-IW50

2-WAY COAXIAL IN-WALL SPEAKER SYSTEM

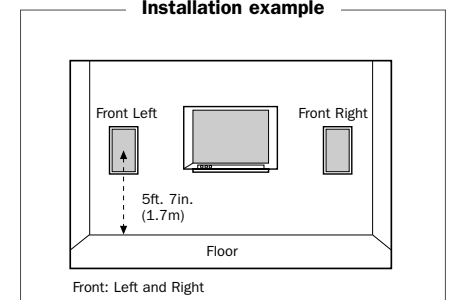
- Rectangular 2-Way Speaker Reproduces Pure, Clear Sound
- IMPP Cone for Excellent Mid-Bass Reproduction
- One-Body Design with Baffle Board Wall Mount for Easy Installation in Wall* or Ceiling
- 6-1/2-inch (16.5cm) Cone Woofer
- 3/4-inch (2cm) Adjustable Soft Dome Tweeter
- Max. Input Power: 100W
- Frequency Range: 50 — 20,000Hz

- Impedance: 6 ohms
- Sensitivity: 83dB/W (at 1m)
- Dimensions (W x H x D) (without Package): 8-5/8 x 12 x 3-11/16 inches/220 x 306 x 94mm
- Weight (without Package): 4 lbs./1.8kg

* Mounting brackets included



Installation example



S-IW60T

2-WAY COAXIAL IN-WALL SPEAKER SYSTEM

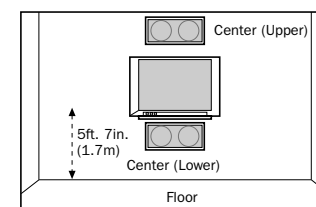
- Rectangular 2-Way Vertical Dual Woofer Speaker for Realistic, High-Impact Surround Sound
- IMPP Cone for Excellent Mid-Bass Reproduction
- One-Body Design with Baffle Board Wall Mount for Easy Installation in Wall* or Ceiling
- 4-1/2-inch (11.5cm) Cone Woofer (x2)
- 3/4-inch (2cm) Adjustable Soft Dome Tweeter
- For Center Speaker or Vertical Twin Speaker Use
- Max. Input Power: 70W

- Frequency Range: 50 — 20,000Hz
- Impedance: 6 ohms
- Sensitivity: 84dB/W (at 1m)
- Dimensions (W x H x D) (without Package): 15-3/8 x 8-3/8 x 3-9/16 inches/391 x 212 x 91mm
- Weight (without Package): 6 lbs. 6 oz./2.9kg

* Mounting brackets included

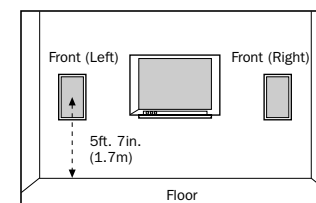


Installation example



Horizontal mounting

Front: Upper Center and Lower Center



Vertical mounting

Front: Left and Right

S-IW40X

2-WAY COAXIAL IN-WALL SPEAKER SYSTEM

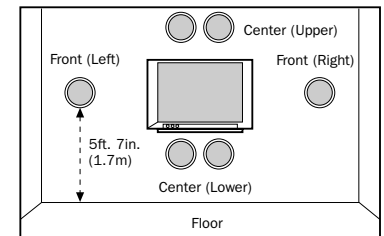
- Round, High-Quality 2-Way Speaker
- IMPP (Injection-Molded Polypropylene) Cone for Excellent Mid-Bass Reproduction
- One-body Design with Baffle Board Wall Mount for Easy Installation in Wall* or Ceiling
- 6-inch (15.5cm) Cone Woofer
- 3/4-inch (2cm) Adjustable Soft Dome Tweeter
- Max. Input Power: 80W

- Frequency Range: 50 — 20,000Hz
- Impedance: 6 ohms
- Sensitivity: 84dB/W (at 1m)
- Dimensions (W x H x D) (without Package): \varnothing 9-1/2 x 3-13/16 (D) inches/ \varnothing 240 x 97 (D) mm
- Weight (without Package): 3 lbs. 5 oz./1.5kg

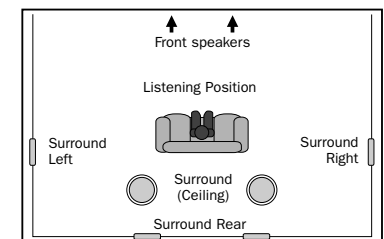
* Mounting brackets included



Installation examples



Three front placement options: Upper center, Lower center, and Front (left/right).



Three rear placement options: Surround (left/right), Upper surround (ceiling), and Rear surround.