





PDP-4270HD IR CODES

CATEGORY	FUNCTION	COMMAND
POWER	POWER ON/OFF	AA1C
	POWER ON	AA1A
	POWER OFF	AA1B
	SLEEP	AA5E+AF70
VOLUME	VOLUME +	AA0A
	VOLUME -	AA0B
	MUTING	AA49
INPUT	INPUT TOGGLE (?)	AA13
	INPUT 1	AA5A+AF7A
	INPUT 2	AA5A+AF7B
	INPUT 3	AA5A+AF7C
	INPUT 4	AA5A+AF7D
	INPUT 5	AA5A+AF7E
	INPUT 6	AA5A+AF7F
	INPUT PC	AA5A+AF74
	ANT	AA45
	ANTENNA A/B CYCLE	AA0C
TUNER	1	AA01
	2	AA02
	3	AA03
	4	AA04
	5	AA05
	6	AA06
	7	AA07
	8	AA08
	9	AA09
	0	AA00
	.(DOT)	AA5A+AF64
	CH+	AA10
	CH-	AA11
	CH ENTER	AA5A+AF61
	CH RETURN	AA5A+AF62
	 BLUE/FAVORITE A	AA5B+AF2F
	 RED/FAVORITE B	AA5B+AF2C
	 GREEN/FAVORITE C	AA5B+AF2D
	 YELLOW/FAVORITE D	AA5B+AF2E
	TV GUIDE	AA5B+AF24
	Day +	AA5B+AF2A
	Day -	AA5B+AF2B
	PAGE +	AA5B+AF33
	PAGE -	AA5B+AF34
	TV GUIDE INFO	AA5B+AF25
	TV GUIDE MENU	AA5B+AF27
	MTS	AA1E
SETUP	DISPLAY	AA4A
	SCREEN SIZE	AA5E+AF3A
	AV SELECTION	AA5E+AF61
	HOME MENU	AA5B+AF20
	RETURN	AA5B+AF22
	CURSOR RIGHT	AA24
	CURSOR LEFT	AA25
	CURSOR UP	AA26
	CURSOR DOWN	AA27
	ENTER	AA28
PIP	FREEZE	AA5E+AF24
	SPLIT	AA5E+AF20
	SWAP	AA5E+AF25
	SHIFT	AA5E+AF27